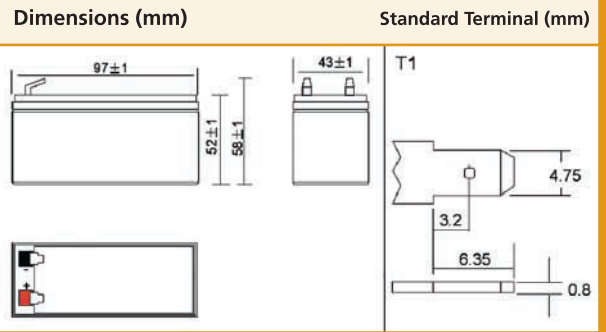
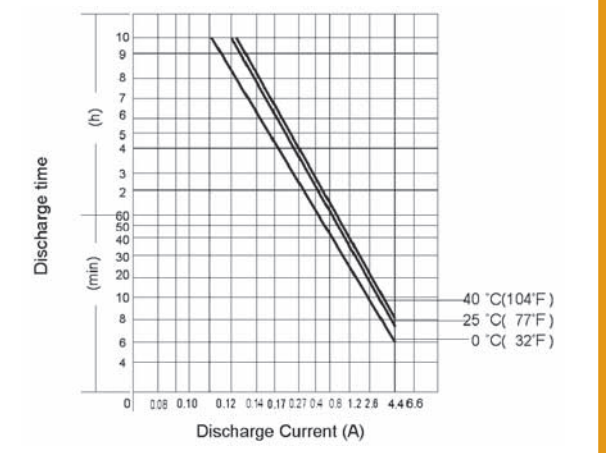




CT 12V - 1,2 Ah

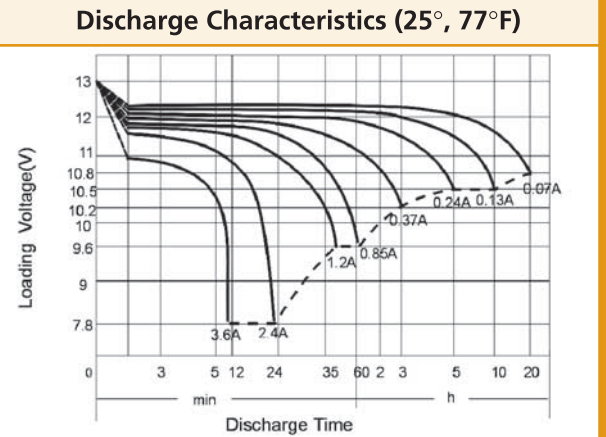


Discharging Current & Discharge Duration Time



Physical Specification		
Nominal Voltage		12V
Nominal Capacity (20HR)		1.2AH
Dimension	Length	97 ± 1mm (3.82 inches)
	Width	43 ± 1mm (1.69 inches)
	Container Height	52 ± 1mm (2.04 inches)
	Total Height (with Terminal)	58 ± 1mm (2.28 inches)
Weight		Approx. 0.6kg (1.32lbs)
Standard Terminal		T1 (standard)

Electrical Specification					
Rated Capacity	20 hour rate (70 mA)	1.4AH	Constant-Voltage	Cycle	Initial Charging Current less than 0.36A. Voltage 14.4V~15.0V at 25°C (77°F). Temp. Coefficient -30mV/°C
	10 hour rate (130mA)	1.3AH			
	5 hour rate (240mA)	1.2AH			
	1 hour rate (850mA)	0.85AH			
	15minute rate (2.6 A)	0.65AH			
Capacity affected by Temperature	40°C (104°F)	103%	Charge	Standby	No limit on Initial Charging Current Voltage 13.5V~13.8V at 25°C(77°F). Temp. Coefficient -20mV/°C
	25°C (77°F)	100%			
	0°C (32°F)	86%			



Constant Current (Amp) and Constant Power (Watt) Discharge Table (25°, 77°F)													
Time(minute) Final voltage/Cell	5	10	15	20	30	45	60	120	180	300	600	1200	
Amp/Watt/Cell	1.3	1.3	1.3	1.3	1.6	1.6	1.67	1.7	1.75	1.75	1.75	1.8	
A	6.37	3.90	2.60	2.24	1.63	1.17	0.85	0.51	0.37	0.24	0.13	0.07	
W	10.79	7.42	5.04	4.39	3.21	2.33	1.68	1.01	0.73	0.48	0.26	0.14	